

Scaled data based on original data using
LM-79-08 Approved Method: Electrical and Photometric Measurements of Solid-
State Lighting Products

Test Report Prepared for
Cooper Lighting Solutions
(formerly Eaton)

Brand: McGRAW-EDISON

Report Number: P227191

Luminaire Tested: **ISW-AF-350-LED-E1-SLL-8030**

Issue Date: 3/3/2020

Test Information

Test Method: LM-79-08
Report Number: P227191
TEST IS SCALED FROM IESNA LM-79-08 TEST DATA (P35948)
Test Lab: INNOVATION CENTER-P3
Issue Date: 3/3/2020
Manufacturer: COOPER LIGHTING SOLUTIONS (FORMERLY EATON)
Product Line: MCGRAW-EDISON
Catalog Number: ISW-AF-350-LED-E1-SLL-8030
Description: IMPACT ELITE LED WEDGE LUMINAIRE
LIGHT SQUARE WITH ACCULED OPTICS-90° SPILL LIGHT ELIMINATOR LEFT
Light Source: (16) 3000K CCT, 80 CRI LEDs
Ballast/Driver: ELECTRONIC DRIVER

Summary

Lumens per Lamp: N/A
Luminaire Lumens: 1758 lumens
Efficiency: N/A
Efficacy: 87.5 lumens/watt
Luminous Opening: Rectangular (W 0.5' x L: 0.5' x H: 0')
IES Classification: Type IV - Short - Non-Cutoff
BUG Rating: B0 - U1 - G1

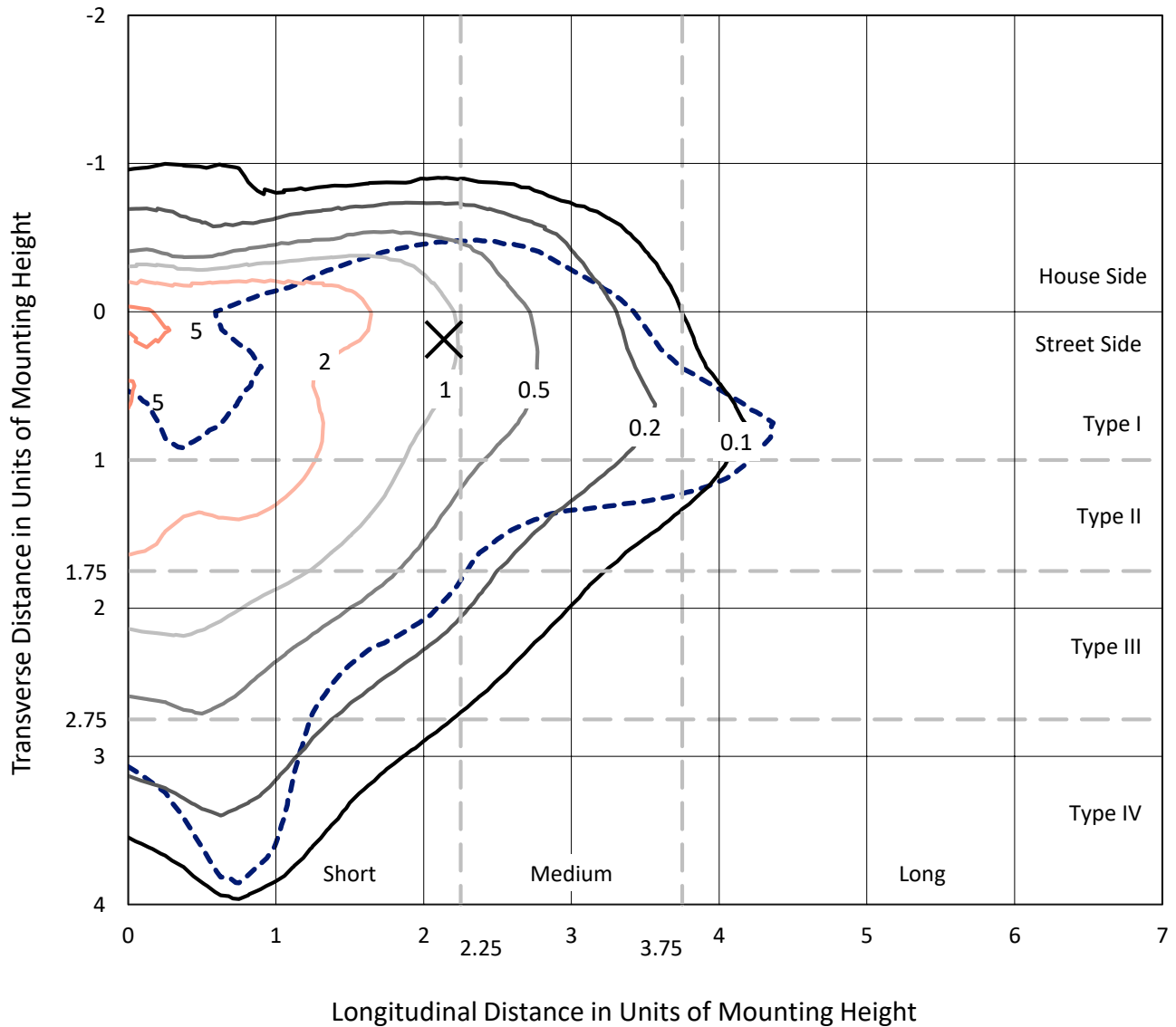
Input Watts (W): 20.09
Input Voltage (V): 120
Input Current (Ain): NR
Voltage Rise (V): NR
Power Factor: NR
Total Harmonic Distortion (THDi): NR
Frequency (hertz): 60
Stabilization Time: NR
Operation Time: NR
Ambient Temperature (°C): NR
Test Distance: 25 FT



REPORT NUMBER: P227191
 CATALOG NUMBER: ISW-AF-350-LED-E1-SLL-8030

Iso-Footcandle Lines of Horizontal Illumination

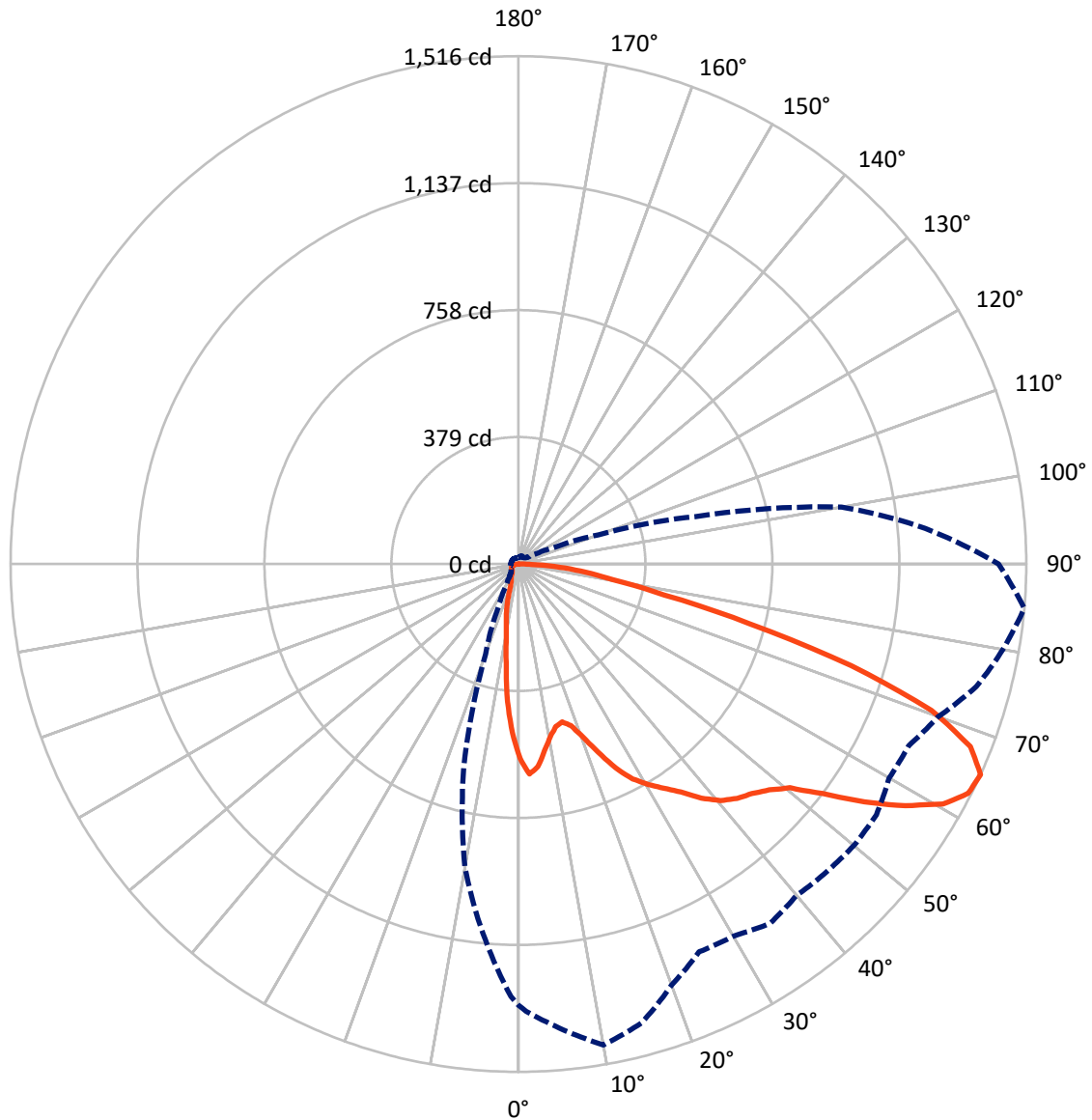
× Max cd
 - - - 1/2 Max cd



Based on 10 foot mounting height. Maximum calculated value = 6.4 fc
 Type IV - Short - Non-Cutoff

REPORT NUMBER: P227191
CATALOG NUMBER: ISW-AF-350-LED-E1-SLL-8030

Luminous Intensity Polar Plot



— Vertical Plane Through 85-Deg Lateral - - - Horizontal Cone Through 65-Deg Vertical

REPORT NUMBER: P227191

CATALOG NUMBER: ISW-AF-350-LED-E1-SLL-8030

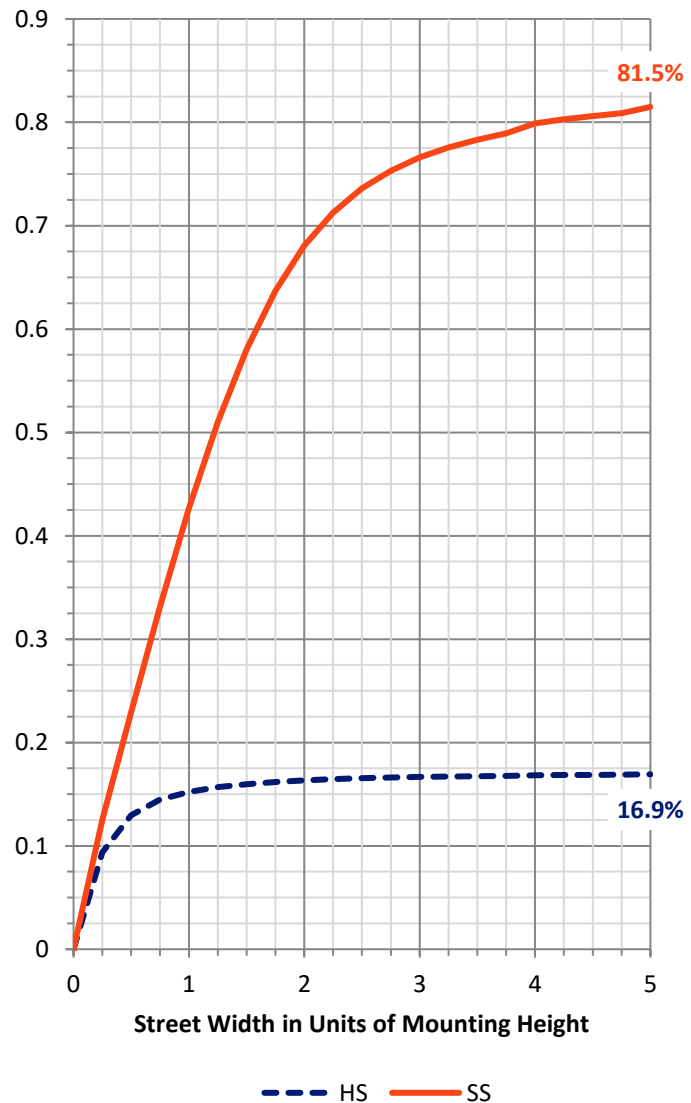
FLUX DISTRIBUTION:

		Downward	Upward	Total
House Side	Lumens	301.6	0.0	301.6
	% Fixture	17.2	0.0	17.2
Street Side	Lumens	1456.4	0.1	1456.5
	% Fixture	82.8	0.0	82.8
Total	Lumens	1758.0	0.1	1758.0
	% Fixture	100.0	0.0	100.0

Coefficient of Utilization

ZONAL LUMENS:

Zone	Lumens	% Fixture
0°-10°	43.0	2.4
10°-20°	82.8	4.7
20°-30°	118.1	6.7
30°-40°	171.3	9.7
40°-50°	245.0	13.9
50°-60°	376.2	21.4
60°-70°	435.4	24.8
70°-80°	222.1	12.6
80°-90°	64.1	3.6
90°-100°	0.1	0.0
100°-110°	0.0	0.0
110°-120°	0.0	0.0
120°-130°	0.0	0.0
130°-140°	0.0	0.0
140°-150°	0.0	0.0
150°-160°	0.0	0.0
160°-170°	0.0	0.0
170°-180°	0.0	0.0
0°-90°	1758.0	100.0
0°-180°	1758.0	100.0



REPORT NUMBER: P227191

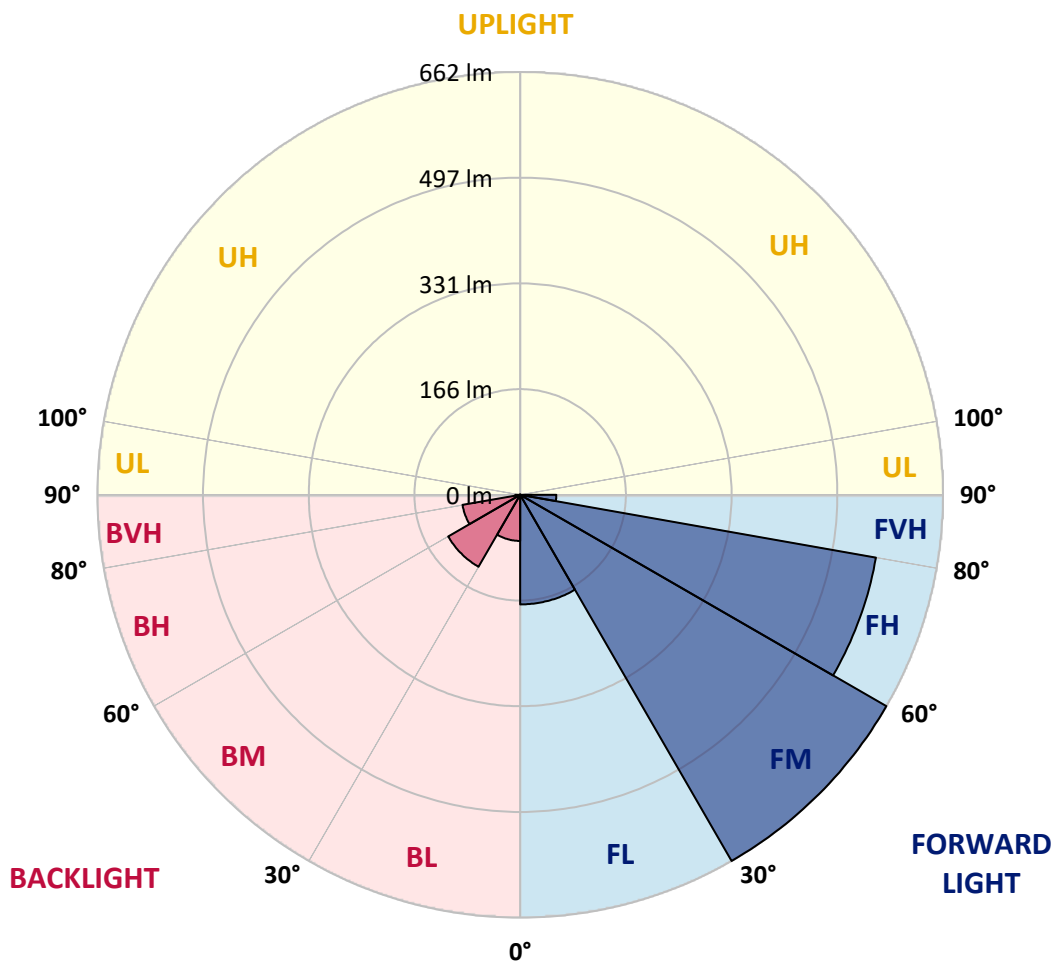
CATALOG NUMBER: ISW-AF-350-LED-E1-SLL-8030

LUMINAIRE CLASSIFICATION SYSTEM LUMEN TABLE AND BUG RATING:

Zone	Lumens	% Fixture	Zone Rating/Lumen Limit		
			B	U	G
FL (0°-30°)	171.7	9.8			
FM (30°-60°)	662.2	37.7			
FH (60°-80°)	565.8	32.2			G0/660
FVH (80°-90°)	56.7	3.2			G1/100
BL (0°-30°)	72.2	4.1	B0/110		
BM (30°-60°)	130.2	7.4	B0/220		
BH (60°-80°)	91.7	5.2	B0/110		G0/110
BVH (80°-90°)	7.5	0.4			G0/10
UL (90°-100°)	0.1	0.0		U1/10	
UH (100°-180°)	0.0	0.0		U1/10	

BUG Rating: B0-U1-G1

Type IV Short





REPORT NUMBER: P227191

CATALOG NUMBER: ISW-AF-350-LED-E1-SLL-8030

CANDELA DISTRIBUTION (FULL):

	0°	1°	5°	10°	15°	20°	25°	30°	35°	40°	45°
0°	580.8	580.8	580.8	580.8	580.8	580.8	580.8	580.8	580.8	580.8	580.8
2.5°	601.2	601.8	610.1	618.1	628.1	626.6	634.9	641.1	646.8	647.7	651.8
5°	564.5	570.4	589.1	605.0	625.2	640.8	657.7	671.0	680.8	690.0	691.1
7.5°	513.0	517.5	539.1	564.2	593.2	613.9	639.4	661.6	677.2	692.0	695.3
10°	468.9	473.1	497.1	529.6	555.0	582.0	608.3	626.3	646.8	659.5	665.7
12.5°	447.6	452.7	475.5	505.0	531.1	557.1	576.9	592.6	604.2	606.5	608.3
15°	455.9	458.6	483.7	510.1	530.8	543.8	549.1	558.6	557.7	562.4	563.3
17.5°	489.4	488.2	514.8	533.2	543.2	541.7	533.4	528.4	519.5	516.9	524.6
20°	546.8	550.9	568.1	579.3	569.0	545.0	522.2	506.5	494.1	490.0	489.1
22.5°	613.9	619.2	637.9	632.0	605.6	561.8	520.4	495.3	479.9	475.5	473.7
25°	684.3	687.9	697.4	677.2	640.3	583.4	532.9	497.6	477.2	470.7	469.8
27.5°	741.1	744.7	740.3	717.2	663.6	607.7	550.0	508.3	481.7	475.2	472.2
30°	787.6	789.4	774.6	745.9	692.6	634.6	572.5	526.9	495.9	481.1	479.0
32.5°	839.7	838.5	809.8	770.1	717.2	658.9	598.2	547.9	509.5	491.4	488.2
35°	896.8	886.4	835.8	794.1	734.0	677.5	621.6	570.1	531.4	507.4	503.3
37.5°	947.7	937.0	869.3	813.0	750.9	692.0	640.0	598.8	564.8	542.9	541.1
40°	987.3	974.3	894.7	825.8	759.2	702.7	661.6	634.9	612.4	594.7	594.7
42.5°	1019.3	1005.1	919.6	840.6	766.6	719.0	697.7	688.5	683.7	674.0	677.5
45°	1050.0	1035.5	940.0	850.0	783.2	750.6	753.6	761.6	775.8	770.1	775.2
47.5°	1079.3	1065.1	963.0	865.1	815.1	807.4	822.8	854.8	882.6	904.5	919.8
50°	1128.4	1111.6	1004.5	909.5	865.4	869.3	913.6	976.4	1021.6	1041.7	1040.6
52.5°	1221.6	1197.7	1093.5	992.3	937.3	958.6	1011.0	1090.0	1149.1	1164.8	1171.0
55°	1335.5	1316.6	1222.2	1102.1	1062.2	1069.6	1134.6	1224.0	1269.6	1285.8	1291.2
57.5°	1402.4	1397.4	1338.2	1219.6	1180.8	1177.8	1262.8	1335.8	1375.2	1390.6	1385.8
59°	1418.1	1419.6	1385.8	1302.7	1249.4	1242.9	1329.3	1397.1	1429.9	1434.7	1432.3
60°	1416.6	1424.9	1420.7	1348.3	1292.9	1284.7	1357.4	1421.9	1449.4	1456.8	1448.6
62.5°	1386.1	1400.3	1439.7	1432.0	1391.5	1349.1	1383.5	1430.2	1448.0	1440.9	1434.7
65°	1316.9	1335.5	1390.3	1458.3	1419.3	1337.6	1277.5	1282.9	1309.8	1292.0	1300.6
67.5°	1197.4	1218.7	1247.7	1402.1	1345.3	1208.3	1105.1	1054.5	1041.7	1058.9	1086.1
70°	974.0	987.9	1061.3	1279.6	1181.4	993.2	863.6	796.2	773.7	813.3	841.1
72.5°	687.0	707.7	804.5	1058.9	971.9	795.6	653.6	591.4	569.0	570.7	595.0
75°	418.1	446.2	562.1	837.3	766.0	609.5	497.9	453.3	446.5	442.6	438.5
77.5°	275.7	286.4	369.5	577.8	516.6	433.4	373.7	392.0	412.4	416.9	422.2
80°	187.0	190.2	239.7	405.3	340.2	320.1	302.1	345.3	384.0	391.1	387.3
82.5°	115.1	124.9	167.2	273.4	271.3	261.8	238.8	272.5	298.2	302.7	310.7
85°	39.9	41.7	102.7	241.4	275.7	278.7	196.8	155.3	174.6	171.3	123.1
87.5°	17.2	19.2	32.0	161.5	186.7	154.4	89.9	79.9	61.5	34.6	33.4
90°	1.2	1.2	0.9	1.5	4.4	3.0	2.7	0.9	0.0	0.0	0.0
92.5°	0.0	0.0	0.0	0.0	0.0	0.0	0.0	0.0	0.0	0.0	0.0
95°	0.0	0.0	0.0	0.0	0.0	0.0	0.0	0.0	0.0	0.0	0.0
97.5°	0.0	0.0	0.0	0.0	0.0	0.0	0.0	0.0	0.0	0.0	0.0
100°	0.0	0.0	0.0	0.0	0.0	0.0	0.0	0.0	0.0	0.0	0.0
102.5°	0.0	0.0	0.0	0.0	0.0	0.0	0.0	0.0	0.0	0.0	0.0
105°	0.0	0.0	0.0	0.0	0.0	0.0	0.0	0.0	0.0	0.0	0.0
107.5°	0.0	0.0	0.0	0.0	0.0	0.0	0.0	0.0	0.0	0.0	0.0



REPORT NUMBER: P227191

CATALOG NUMBER: ISW-AF-350-LED-E1-SLL-8030

CANDELA DISTRIBUTION (continued):

	0°	1°	5°	10°	15°	20°	25°	30°	35°	40°	45°
110°	0.0	0.0	0.0	0.0	0.0	0.0	0.0	0.0	0.0	0.0	0.0
112.5°	0.0	0.0	0.0	0.0	0.0	0.0	0.0	0.0	0.0	0.0	0.0
115°	0.0	0.0	0.0	0.0	0.0	0.0	0.0	0.0	0.0	0.0	0.0
117.5°	0.0	0.0	0.0	0.0	0.0	0.0	0.0	0.0	0.0	0.0	0.0
120°	0.0	0.0	0.0	0.0	0.0	0.0	0.0	0.0	0.0	0.0	0.0
122.5°	0.0	0.0	0.0	0.0	0.0	0.0	0.0	0.0	0.0	0.0	0.0
125°	0.0	0.0	0.0	0.0	0.0	0.0	0.0	0.0	0.0	0.0	0.0
127.5°	0.0	0.0	0.0	0.0	0.0	0.0	0.0	0.0	0.0	0.0	0.0
130°	0.0	0.0	0.0	0.0	0.0	0.0	0.0	0.0	0.0	0.0	0.0
132.5°	0.0	0.0	0.0	0.0	0.0	0.0	0.0	0.0	0.0	0.0	0.0
135°	0.0	0.0	0.0	0.0	0.0	0.0	0.0	0.0	0.0	0.0	0.0
137.5°	0.0	0.0	0.0	0.0	0.0	0.0	0.0	0.0	0.0	0.0	0.0
140°	0.0	0.0	0.0	0.0	0.0	0.0	0.0	0.0	0.0	0.0	0.0
142.5°	0.0	0.0	0.0	0.0	0.0	0.0	0.0	0.0	0.0	0.0	0.0
145°	0.0	0.0	0.0	0.0	0.0	0.0	0.0	0.0	0.0	0.0	0.0
147.5°	0.0	0.0	0.0	0.0	0.0	0.0	0.0	0.0	0.0	0.0	0.0
150°	0.0	0.0	0.0	0.0	0.0	0.0	0.0	0.0	0.0	0.0	0.0
152.5°	0.0	0.0	0.0	0.0	0.0	0.0	0.0	0.0	0.0	0.0	0.0
155°	0.0	0.0	0.0	0.0	0.0	0.0	0.0	0.0	0.0	0.0	0.0
157.5°	0.0	0.0	0.0	0.0	0.0	0.0	0.0	0.0	0.0	0.0	0.0
160°	0.0	0.0	0.0	0.0	0.0	0.0	0.0	0.0	0.0	0.0	0.0
162.5°	0.0	0.0	0.0	0.0	0.0	0.0	0.0	0.0	0.0	0.0	0.0
165°	0.0	0.0	0.0	0.0	0.0	0.0	0.0	0.0	0.0	0.0	0.0
167.5°	0.0	0.0	0.0	0.0	0.0	0.0	0.0	0.0	0.0	0.0	0.0
170°	0.0	0.0	0.0	0.0	0.0	0.0	0.0	0.0	0.0	0.0	0.0
172.5°	0.0	0.0	0.0	0.0	0.0	0.0	0.0	0.0	0.0	0.0	0.0
175°	0.0	0.0	0.0	0.0	0.0	0.0	0.0	0.0	0.0	0.0	0.0
177.5°	0.0	0.0	0.0	0.0	0.0	0.0	0.0	0.0	0.0	0.0	0.0
180°	0.0	0.0	0.0	0.0	0.0	0.0	0.0	0.0	0.0	0.0	0.0



REPORT NUMBER: P227191

CATALOG NUMBER: ISW-AF-350-LED-E1-SLL-8030

CANDELA DISTRIBUTION (continued):

	50°	55°	60°	65°	70°	75°	80°	85°	90°	95°	100°
0°	580.8	580.8	580.8	580.8	580.8	580.8	580.8	580.8	580.8	580.8	580.8
2.5°	650.9	647.1	649.4	646.2	640.8	637.3	633.2	627.8	621.6	613.3	605.0
5°	688.5	685.5	678.1	667.5	652.7	640.3	625.5	608.0	593.5	574.9	557.4
7.5°	691.7	687.0	673.4	653.6	630.8	607.7	590.3	561.8	543.5	513.9	494.1
10°	662.1	662.4	648.8	630.2	606.5	579.3	554.2	523.1	496.2	466.0	432.9
12.5°	618.7	622.8	623.4	606.8	583.7	555.0	526.9	497.4	463.9	431.7	401.2
15°	569.2	581.1	582.0	577.8	565.7	541.4	515.7	489.1	455.0	419.8	385.5
17.5°	525.2	536.4	546.8	556.2	556.8	545.3	529.6	506.8	472.8	431.4	391.1
20°	491.7	503.9	521.6	539.1	558.3	564.2	565.4	550.9	514.5	463.9	409.5
22.5°	477.8	492.0	510.1	542.9	576.9	597.9	609.8	609.8	571.6	512.4	439.7
25°	474.9	486.4	513.9	554.7	600.3	637.0	659.5	674.6	647.1	574.9	476.9
27.5°	476.9	492.6	526.6	568.4	616.0	663.0	700.0	726.4	700.6	617.5	511.6
30°	485.2	508.6	543.8	587.0	636.1	685.8	730.5	763.9	745.0	656.2	544.4
32.5°	499.7	528.1	568.1	607.1	655.9	709.8	753.9	798.0	784.0	683.2	561.8
35°	521.3	554.7	591.1	630.5	677.2	731.1	778.1	835.8	830.8	716.9	579.3
37.5°	556.2	590.5	624.0	657.7	702.1	754.5	813.0	886.7	882.6	766.9	607.4
40°	617.8	637.9	662.7	684.3	726.1	776.1	838.8	928.7	943.5	809.8	632.3
42.5°	694.1	705.9	713.0	719.0	740.3	787.3	857.4	956.8	981.1	841.7	651.5
45°	791.4	787.9	773.7	760.1	757.7	793.8	866.0	977.5	1010.7	872.8	671.0
47.5°	906.5	898.8	860.1	815.4	790.6	805.6	881.1	1008.0	1047.1	913.6	695.3
50°	1039.4	1021.3	958.0	882.6	836.7	839.1	919.3	1050.3	1095.0	966.9	740.6
52.5°	1162.5	1130.2	1054.8	955.1	889.4	897.4	987.9	1137.9	1193.2	1055.1	816.6
55°	1271.0	1229.6	1148.3	1039.1	979.6	993.5	1097.7	1253.9	1306.2	1160.1	893.5
57.5°	1363.4	1319.3	1239.1	1142.9	1069.0	1080.5	1195.6	1361.6	1396.8	1254.5	967.2
59°	1405.4	1361.9	1287.9	1199.1	1129.9	1154.2	1264.8	1415.1	1430.2	1290.9	995.3
60°	1425.8	1382.3	1317.2	1230.5	1167.2	1199.1	1301.5	1455.7	1442.6	1296.2	1005.9
62.5°	1424.3	1393.8	1350.9	1291.8	1280.2	1333.5	1420.7	1507.7	1451.2	1280.8	1012.7
65°	1307.4	1304.8	1278.1	1284.9	1333.2	1415.4	1469.0	1516.3	1433.5	1219.6	979.9
67.5°	1090.6	1101.5	1105.1	1146.8	1259.5	1399.2	1446.2	1455.4	1356.3	1088.5	877.8
70°	842.0	817.8	857.7	931.4	1093.8	1273.7	1340.6	1308.6	1198.3	911.6	716.9
72.5°	596.2	603.3	660.7	756.2	921.6	1108.0	1212.8	1038.5	901.5	682.3	508.3
75°	448.5	482.0	509.8	593.5	748.5	949.1	1035.5	713.9	587.3	470.4	332.6
77.5°	429.9	427.2	405.9	423.7	539.7	664.8	738.8	445.6	367.8	307.7	200.9
80°	397.3	374.6	335.8	318.6	340.0	426.9	468.9	286.4	244.7	215.1	113.3
82.5°	308.3	292.9	252.1	250.9	283.4	303.3	322.5	203.0	184.0	174.3	69.5
85°	195.6	200.9	205.9	251.2	314.5	318.1	250.9	123.7	97.0	136.7	44.4
87.5°	58.0	94.4	114.5	194.4	283.4	284.3	188.8	40.5	36.4	42.6	25.7
90°	0.0	0.0	0.0	0.0	0.0	0.0	0.3	0.0	0.0	0.0	0.0
92.5°	0.0	0.0	0.0	0.0	0.0	0.0	0.0	0.0	0.0	0.0	0.0
95°	0.0	0.0	0.0	0.0	0.0	0.0	0.0	0.0	0.0	0.0	0.0
97.5°	0.0	0.0	0.0	0.0	0.0	0.0	0.0	0.0	0.0	0.0	0.0
100°	0.0	0.0	0.0	0.0	0.0	0.0	0.0	0.0	0.0	0.0	0.0
102.5°	0.0	0.0	0.0	0.0	0.0	0.0	0.0	0.0	0.0	0.0	0.0
105°	0.0	0.0	0.0	0.0	0.0	0.0	0.0	0.0	0.0	0.0	0.0
107.5°	0.0	0.0	0.0	0.0	0.0	0.0	0.0	0.0	0.0	0.0	0.0



REPORT NUMBER: P227191

CATALOG NUMBER: ISW-AF-350-LED-E1-SLL-8030

CANDELA DISTRIBUTION (continued):

	50°	55°	60°	65°	70°	75°	80°	85°	90°	95°	100°
110°	0.0	0.0	0.0	0.0	0.0	0.0	0.0	0.0	0.0	0.0	0.0
112.5°	0.0	0.0	0.0	0.0	0.0	0.0	0.0	0.0	0.0	0.0	0.0
115°	0.0	0.0	0.0	0.0	0.0	0.0	0.0	0.0	0.0	0.0	0.0
117.5°	0.0	0.0	0.0	0.0	0.0	0.0	0.0	0.0	0.0	0.0	0.0
120°	0.0	0.0	0.0	0.0	0.0	0.0	0.0	0.0	0.0	0.0	0.0
122.5°	0.0	0.0	0.0	0.0	0.0	0.0	0.0	0.0	0.0	0.0	0.0
125°	0.0	0.0	0.0	0.0	0.0	0.0	0.0	0.0	0.0	0.0	0.0
127.5°	0.0	0.0	0.0	0.0	0.0	0.0	0.0	0.0	0.0	0.0	0.0
130°	0.0	0.0	0.0	0.0	0.0	0.0	0.0	0.0	0.0	0.0	0.0
132.5°	0.0	0.0	0.0	0.0	0.0	0.0	0.0	0.0	0.0	0.0	0.0
135°	0.0	0.0	0.0	0.0	0.0	0.0	0.0	0.0	0.0	0.0	0.0
137.5°	0.0	0.0	0.0	0.0	0.0	0.0	0.0	0.0	0.0	0.0	0.0
140°	0.0	0.0	0.0	0.0	0.0	0.0	0.0	0.0	0.0	0.0	0.0
142.5°	0.0	0.0	0.0	0.0	0.0	0.0	0.0	0.0	0.0	0.0	0.0
145°	0.0	0.0	0.0	0.0	0.0	0.0	0.0	0.0	0.0	0.0	0.0
147.5°	0.0	0.0	0.0	0.0	0.0	0.0	0.0	0.0	0.0	0.0	0.0
150°	0.0	0.0	0.0	0.0	0.0	0.0	0.0	0.0	0.0	0.0	0.0
152.5°	0.0	0.0	0.0	0.0	0.0	0.0	0.0	0.0	0.0	0.0	0.0
155°	0.0	0.0	0.0	0.0	0.0	0.0	0.0	0.0	0.0	0.0	0.0
157.5°	0.0	0.0	0.0	0.0	0.0	0.0	0.0	0.0	0.0	0.0	0.0
160°	0.0	0.0	0.0	0.0	0.0	0.0	0.0	0.0	0.0	0.0	0.0
162.5°	0.0	0.0	0.0	0.0	0.0	0.0	0.0	0.0	0.0	0.0	0.0
165°	0.0	0.0	0.0	0.0	0.0	0.0	0.0	0.0	0.0	0.0	0.0
167.5°	0.0	0.0	0.0	0.0	0.0	0.0	0.0	0.0	0.0	0.0	0.0
170°	0.0	0.0	0.0	0.0	0.0	0.0	0.0	0.0	0.0	0.0	0.0
172.5°	0.0	0.0	0.0	0.0	0.0	0.0	0.0	0.0	0.0	0.0	0.0
175°	0.0	0.0	0.0	0.0	0.0	0.0	0.0	0.0	0.0	0.0	0.0
177.5°	0.0	0.0	0.0	0.0	0.0	0.0	0.0	0.0	0.0	0.0	0.0
180°	0.0	0.0	0.0	0.0	0.0	0.0	0.0	0.0	0.0	0.0	0.0



REPORT NUMBER: P227191

CATALOG NUMBER: ISW-AF-350-LED-E1-SLL-8030

CANDELA DISTRIBUTION (continued):

	105°	110°	115°	120°	125°	130°	135°	140°	145°	150°	155°
0°	580.8	580.8	580.8	580.8	580.8	580.8	580.8	580.8	580.8	580.8	580.8
2.5°	596.5	595.3	587.0	573.1	574.3	567.8	559.5	546.2	543.5	536.1	534.9
5°	542.6	528.7	510.7	488.8	480.5	469.2	457.7	449.4	439.1	429.6	442.3
7.5°	470.7	450.3	429.3	406.2	392.9	374.6	364.8	345.9	332.0	329.3	318.4
10°	410.7	384.9	361.0	340.2	315.4	298.2	285.8	275.5	266.0	254.4	247.3
12.5°	370.7	341.7	316.3	290.5	278.7	264.5	256.8	247.0	233.4	223.7	214.2
15°	352.7	321.3	293.5	271.0	253.9	240.5	226.9	215.1	200.3	189.4	178.4
17.5°	350.3	309.5	274.3	249.1	230.5	216.0	197.9	182.3	164.2	152.1	142.9
20°	353.0	300.6	256.5	223.7	204.7	179.3	162.4	143.2	125.4	109.5	95.0
22.5°	363.6	295.9	239.1	203.0	174.9	145.9	127.8	103.3	88.2	72.8	67.2
25°	378.1	292.9	224.0	180.2	144.7	116.0	91.4	71.0	64.2	60.4	58.3
27.5°	393.5	287.6	207.1	159.2	120.4	85.5	68.3	59.8	57.1	55.0	53.6
30°	405.0	277.2	186.4	136.7	95.9	73.1	60.9	55.3	53.6	51.2	49.7
32.5°	410.1	261.2	167.8	115.4	80.8	62.7	53.3	50.0	48.2	46.2	45.3
35°	409.2	243.2	158.3	107.1	74.0	55.6	46.7	44.7	42.3	40.2	38.2
37.5°	410.1	226.6	150.9	105.0	71.0	50.3	42.6	41.1	39.4	37.3	35.5
40°	413.6	217.5	147.3	100.6	68.6	48.2	39.4	37.9	37.6	35.2	33.7
42.5°	415.1	218.3	145.6	94.4	62.7	47.6	39.4	36.1	36.1	34.3	32.5
45°	413.3	224.9	146.7	90.8	58.3	44.7	41.4	36.1	35.2	33.7	32.0
47.5°	418.7	229.6	146.7	90.2	55.3	41.7	39.4	39.6	35.8	34.0	31.4
50°	440.5	234.0	143.8	89.4	54.4	38.8	37.3	39.1	40.2	34.6	31.7
52.5°	479.3	239.7	140.5	87.9	53.3	36.4	34.6	36.7	41.1	36.4	31.7
55°	518.9	249.7	138.5	85.5	51.5	34.9	31.4	35.2	37.6	36.1	31.4
57.5°	561.3	260.7	136.4	79.9	47.3	33.4	30.2	30.8	33.7	34.9	30.5
59°	574.0	266.0	134.6	75.7	43.8	32.2	29.3	28.4	30.2	33.4	29.9
60°	583.2	266.3	132.5	72.2	41.7	31.7	28.7	27.5	28.1	34.3	30.2
62.5°	584.0	266.0	126.0	64.8	37.6	30.5	27.8	26.3	25.7	28.7	30.8
65°	547.4	253.6	114.2	60.9	37.9	29.3	26.3	25.1	24.0	24.6	26.6
67.5°	478.7	221.6	101.8	61.8	39.9	28.4	25.1	24.0	23.1	22.5	23.4
70°	362.1	184.0	98.2	63.9	41.7	27.8	23.4	22.2	21.6	21.3	21.3
72.5°	250.9	151.5	94.4	65.4	43.2	27.5	21.6	20.4	20.1	19.8	19.8
75°	161.5	110.1	78.1	55.6	39.4	25.1	19.5	18.3	18.0	17.8	18.0
77.5°	95.6	76.9	57.4	39.1	28.7	20.1	16.9	16.0	16.0	16.0	16.3
80°	53.0	45.6	38.2	25.1	20.4	15.1	13.9	13.0	13.0	13.3	13.9
82.5°	31.7	25.1	21.6	16.0	13.9	10.7	10.4	9.8	10.1	10.4	10.9
85°	20.7	16.0	13.0	10.7	9.5	6.8	5.9	6.2	6.5	7.1	7.4
87.5°	11.5	8.9	7.1	6.2	5.6	3.0	2.4	2.4	3.0	3.6	4.1
90°	0.0	0.0	0.0	0.0	0.0	0.0	0.0	0.0	0.0	0.0	0.0
92.5°	0.0	0.0	0.0	0.0	0.0	0.0	0.0	0.0	0.0	0.0	0.0
95°	0.0	0.0	0.0	0.0	0.0	0.0	0.0	0.0	0.0	0.0	0.0
97.5°	0.0	0.0	0.0	0.0	0.0	0.0	0.0	0.0	0.0	0.0	0.0
100°	0.0	0.0	0.0	0.0	0.0	0.0	0.0	0.0	0.0	0.0	0.0
102.5°	0.0	0.0	0.0	0.0	0.0	0.0	0.0	0.0	0.0	0.0	0.0
105°	0.0	0.0	0.0	0.0	0.0	0.0	0.0	0.0	0.0	0.0	0.0
107.5°	0.0	0.0	0.0	0.0	0.0	0.0	0.0	0.0	0.0	0.0	0.0



REPORT NUMBER: P227191
 CATALOG NUMBER: ISW-AF-350-LED-E1-SLL-8030

REPORT N
 CATALOG

CANDELA DISTRIBUTION (continued):

CANDELA

	105°	110°	115°	120°	125°	130°	135°	140°	145°	150°	155°	
110°	0.0	0.0	0.0	0.0	0.0	0.0	0.0	0.0	0.0	0.0	0.0	0°
112.5°	0.0	0.0	0.0	0.0	0.0	0.0	0.0	0.0	0.0	0.0	0.0	2.5°
115°	0.0	0.0	0.0	0.0	0.0	0.0	0.0	0.0	0.0	0.0	0.0	5°
117.5°	0.0	0.0	0.0	0.0	0.0	0.0	0.0	0.0	0.0	0.0	0.0	7.5°
120°	0.0	0.0	0.0	0.0	0.0	0.0	0.0	0.0	0.0	0.0	0.0	10°
122.5°	0.0	0.0	0.0	0.0	0.0	0.0	0.0	0.0	0.0	0.0	0.0	12.5°
125°	0.0	0.0	0.0	0.0	0.0	0.0	0.0	0.0	0.0	0.0	0.0	15°
127.5°	0.0	0.0	0.0	0.0	0.0	0.0	0.0	0.0	0.0	0.0	0.0	17.5°
130°	0.0	0.0	0.0	0.0	0.0	0.0	0.0	0.0	0.0	0.0	0.0	20°
132.5°	0.0	0.0	0.0	0.0	0.0	0.0	0.0	0.0	0.0	0.0	0.0	22.5°
135°	0.0	0.0	0.0	0.0	0.0	0.0	0.0	0.0	0.0	0.0	0.0	25°
137.5°	0.0	0.0	0.0	0.0	0.0	0.0	0.0	0.0	0.0	0.0	0.0	27.5°
140°	0.0	0.0	0.0	0.0	0.0	0.0	0.0	0.0	0.0	0.0	0.0	30°
142.5°	0.0	0.0	0.0	0.0	0.0	0.0	0.0	0.0	0.0	0.0	0.0	32.5°
145°	0.0	0.0	0.0	0.0	0.0	0.0	0.0	0.0	0.0	0.0	0.0	35°
147.5°	0.0	0.0	0.0	0.0	0.0	0.0	0.0	0.0	0.0	0.0	0.0	37.5°
150°	0.0	0.0	0.0	0.0	0.0	0.0	0.0	0.0	0.0	0.0	0.0	40°
152.5°	0.0	0.0	0.0	0.0	0.0	0.0	0.0	0.0	0.0	0.0	0.0	42.5°
155°	0.0	0.0	0.0	0.0	0.0	0.0	0.0	0.0	0.0	0.0	0.0	45°
157.5°	0.0	0.0	0.0	0.0	0.0	0.0	0.0	0.0	0.0	0.0	0.0	47.5°
160°	0.0	0.0	0.0	0.0	0.0	0.0	0.0	0.0	0.0	0.0	0.0	50°
162.5°	0.0	0.0	0.0	0.0	0.0	0.0	0.0	0.0	0.0	0.0	0.0	52.5°
165°	0.0	0.0	0.0	0.0	0.0	0.0	0.0	0.0	0.0	0.0	0.0	55°
167.5°	0.0	0.0	0.0	0.0	0.0	0.0	0.0	0.0	0.0	0.0	0.0	57.5°
170°	0.0	0.0	0.0	0.0	0.0	0.0	0.0	0.0	0.0	0.0	0.0	59°
172.5°	0.0	0.0	0.0	0.0	0.0	0.0	0.0	0.0	0.0	0.0	0.0	60°
175°	0.0	0.0	0.0	0.0	0.0	0.0	0.0	0.0	0.0	0.0	0.0	62.5°
177.5°	0.0	0.0	0.0	0.0	0.0	0.0	0.0	0.0	0.0	0.0	0.0	65°
180°	0.0	0.0	0.0	0.0	0.0	0.0	0.0	0.0	0.0	0.0	0.0	67.5°
												70°
												72.5°
												75°
												77.5°
												80°
												82.5°
												85°
												87.5°
												90°
												92.5°
												95°
												97.5°
												100°
												102.5°
												105°
												107.5°



NUMBER: P227191
 NUMBER: ISW-AF-350-LED-E1-SLL-8030

REPORT NUMBER: P
 CATALOG NUMBER:

DISTRIBUTION (continued):

CANDELA DISTRIBUTION:

160°	165°	170°	175°	180°	185°	190°	195°	200°	205°	210°	110°	160°
580.8	580.8	580.8	580.8	580.8	580.8	580.8	580.8	580.8	580.8	580.8	110°	0.0
539.1	530.5	521.3	514.5	517.5	507.7	508.6	505.9	504.7	504.2	497.9	112.5°	0.0
426.9	430.2	416.6	418.1	422.2	412.1	405.3	416.6	415.1	405.0	410.7	115°	0.0
307.7	308.6	302.4	288.5	288.5	295.9	298.5	303.9	307.4	319.8	312.1	117.5°	0.0
235.2	226.9	220.7	214.5	211.0	203.6	205.3	211.8	216.0	223.1	228.7	120°	0.0
204.4	195.3	184.3	174.9	169.8	163.0	158.6	157.1	158.6	154.1	154.4	122.5°	0.0
169.8	161.5	149.4	144.4	134.9	129.6	126.6	122.8	119.8	113.6	110.9	125°	0.0
131.7	120.7	108.3	108.3	101.5	97.0	95.9	95.0	93.2	89.9	86.7	127.5°	0.0
87.6	80.5	73.4	69.8	70.4	69.8	68.0	71.0	71.0	72.2	71.6	130°	0.0
63.9	62.7	60.1	58.0	56.8	56.5	56.8	57.7	59.5	60.9	62.4	132.5°	0.0
57.4	56.8	54.4	52.4	52.1	51.5	51.5	52.4	52.7	53.0	52.7	135°	0.0
53.3	52.1	50.0	48.5	47.9	47.6	47.9	47.0	46.5	46.7	46.5	137.5°	0.0
48.2	47.3	45.3	44.1	43.8	43.8	42.9	42.6	42.0	42.3	42.0	140°	0.0
44.4	43.2	41.1	39.6	39.6	39.4	39.6	39.4	39.1	38.8	38.8	142.5°	0.0
37.3	37.0	34.9	34.3	34.6	35.5	35.5	35.5	35.8	35.5	35.5	145°	0.0
34.6	34.3	32.2	30.8	30.5	30.5	30.5	31.1	32.0	32.2	32.8	147.5°	0.0
32.8	32.5	30.5	29.3	28.7	28.4	28.1	28.1	28.4	29.6	30.5	150°	0.0
31.7	31.1	29.0	27.5	27.2	26.9	26.6	26.6	26.6	26.9	27.8	152.5°	0.0
31.1	30.2	27.8	26.3	25.7	25.4	25.4	25.7	25.4	25.4	25.4	155°	0.0
30.2	29.6	27.2	25.4	24.9	24.9	24.6	24.6	24.6	24.0	24.0	157.5°	0.0
29.9	29.0	26.6	24.9	24.3	24.0	23.7	24.0	23.4	23.1	22.8	160°	0.0
29.3	28.1	25.4	24.0	23.7	23.1	22.8	22.8	22.8	22.2	22.2	162.5°	0.0
29.0	27.5	24.9	23.4	22.8	22.2	21.9	21.9	22.5	21.9	21.9	165°	0.0
28.7	26.6	24.0	22.2	21.9	21.3	21.0	21.3	22.2	21.6	21.3	167.5°	0.0
27.5	26.0	23.4	21.9	21.3	20.7	20.4	20.7	21.3	21.3	21.3	170°	0.0
26.9	25.4	22.8	21.3	21.0	20.4	20.1	20.1	21.0	21.0	20.7	172.5°	0.0
26.0	24.9	22.2	20.4	19.8	19.8	19.5	19.5	19.8	19.8	20.1	175°	0.0
24.9	24.3	21.6	19.5	19.2	18.9	18.9	18.9	18.9	19.5	19.5	177.5°	0.0
23.7	23.4	20.7	18.9	18.3	18.3	18.3	18.3	18.3	18.6	18.9	180°	0.0
21.9	21.9	19.5	17.8	17.5	17.2	17.2	17.2	17.2	17.5	17.8		
20.1	20.4	18.0	16.3	16.0	16.0	16.0	16.0	16.3	16.3	16.6		
18.3	18.6	16.3	14.5	14.5	14.5	14.5	14.5	14.5	14.5	15.1		
16.6	16.6	13.9	12.1	12.4	12.7	13.0	12.7	12.7	13.0	13.9		
14.2	13.9	11.5	10.1	10.1	10.7	10.9	10.7	10.9	10.9	12.1		
11.2	11.2	8.9	7.4	7.4	8.6	8.6	8.6	8.9	9.2	10.1		
8.6	8.3	6.2	5.0	5.0	5.9	6.2	6.5	6.8	7.1	7.7		
5.0	5.0	3.3	2.1	2.4	2.7	3.6	3.6	3.6	4.1	5.0		
0.0	0.3	0.0	0.0	0.0	0.0	0.0	0.0	0.0	0.0	0.0		
0.0	0.0	0.0	0.0	0.0	0.0	0.0	0.0	0.0	0.0	0.0		
0.0	0.0	0.0	0.0	0.0	0.0	0.0	0.0	0.0	0.0	0.0		
0.0	0.0	0.0	0.0	0.0	0.0	0.0	0.0	0.0	0.0	0.0		
0.0	0.0	0.0	0.0	0.0	0.0	0.0	0.0	0.0	0.0	0.0		
0.0	0.0	0.0	0.0	0.0	0.0	0.0	0.0	0.0	0.0	0.0		
0.0	0.0	0.0	0.0	0.0	0.0	0.0	0.0	0.0	0.0	0.0		
0.0	0.0	0.0	0.0	0.0	0.0	0.0	0.0	0.0	0.0	0.0		
0.0	0.0	0.0	0.0	0.0	0.0	0.0	0.0	0.0	0.0	0.0		
0.0	0.0	0.0	0.0	0.0	0.0	0.0	0.0	0.0	0.0	0.0		
0.0	0.0	0.0	0.0	0.0	0.0	0.0	0.0	0.0	0.0	0.0		

'227191
 ISW-AF-350-LED-E1-SLL-8030

REPORT NUMBER: P227191
 CATALOG NUMBER: ISW-AF-3!

TION (continued):

CANDELA DISTRIBUTION (con

165°	170°	175°	180°	185°	190°	195°	200°	205°	210°		215°	220°
0.0	0.0	0.0	0.0	0.0	0.0	0.0	0.0	0.0	0.0	0°	580.8	580.8
0.0	0.0	0.0	0.0	0.0	0.0	0.0	0.0	0.0	0.0	2.5°	503.3	503.0
0.0	0.0	0.0	0.0	0.0	0.0	0.0	0.0	0.0	0.0	5°	413.0	410.4
0.0	0.0	0.0	0.0	0.0	0.0	0.0	0.0	0.0	0.0	7.5°	320.1	329.9
0.0	0.0	0.0	0.0	0.0	0.0	0.0	0.0	0.0	0.0	10°	230.8	237.6
0.0	0.0	0.0	0.0	0.0	0.0	0.0	0.0	0.0	0.0	12.5°	160.7	164.2
0.0	0.0	0.0	0.0	0.0	0.0	0.0	0.0	0.0	0.0	15°	110.7	117.8
0.0	0.0	0.0	0.0	0.0	0.0	0.0	0.0	0.0	0.0	17.5°	86.1	87.0
0.0	0.0	0.0	0.0	0.0	0.0	0.0	0.0	0.0	0.0	20°	71.0	71.6
0.0	0.0	0.0	0.0	0.0	0.0	0.0	0.0	0.0	0.0	22.5°	63.0	64.2
0.0	0.0	0.0	0.0	0.0	0.0	0.0	0.0	0.0	0.0	25°	53.0	54.1
0.0	0.0	0.0	0.0	0.0	0.0	0.0	0.0	0.0	0.0	27.5°	46.7	47.9
0.0	0.0	0.0	0.0	0.0	0.0	0.0	0.0	0.0	0.0	30°	42.9	43.5
0.0	0.0	0.0	0.0	0.0	0.0	0.0	0.0	0.0	0.0	32.5°	39.1	39.1
0.0	0.0	0.0	0.0	0.0	0.0	0.0	0.0	0.0	0.0	35°	35.8	36.1
0.0	0.0	0.0	0.0	0.0	0.0	0.0	0.0	0.0	0.0	37.5°	33.4	34.0
0.0	0.0	0.0	0.0	0.0	0.0	0.0	0.0	0.0	0.0	40°	31.4	31.7
0.0	0.0	0.0	0.0	0.0	0.0	0.0	0.0	0.0	0.0	42.5°	28.4	29.0
0.0	0.0	0.0	0.0	0.0	0.0	0.0	0.0	0.0	0.0	45°	25.7	26.0
0.0	0.0	0.0	0.0	0.0	0.0	0.0	0.0	0.0	0.0	47.5°	24.0	24.0
0.0	0.0	0.0	0.0	0.0	0.0	0.0	0.0	0.0	0.0	50°	22.8	23.1
0.0	0.0	0.0	0.0	0.0	0.0	0.0	0.0	0.0	0.0	52.5°	22.2	22.5
0.0	0.0	0.0	0.0	0.0	0.0	0.0	0.0	0.0	0.0	55°	21.9	22.5
0.0	0.0	0.0	0.0	0.0	0.0	0.0	0.0	0.0	0.0	57.5°	21.9	22.2
0.0	0.0	0.0	0.0	0.0	0.0	0.0	0.0	0.0	0.0	59°	21.6	21.9
0.0	0.0	0.0	0.0	0.0	0.0	0.0	0.0	0.0	0.0	60°	21.6	22.2
0.0	0.0	0.0	0.0	0.0	0.0	0.0	0.0	0.0	0.0	62.5°	20.7	21.3
0.0	0.0	0.0	0.0	0.0	0.0	0.0	0.0	0.0	0.0	65°	20.1	20.7
0.0	0.0	0.0	0.0	0.0	0.0	0.0	0.0	0.0	0.0	67.5°	19.2	20.1
										70°	18.3	19.2
										72.5°	17.2	18.3
										75°	16.0	16.9
										77.5°	14.5	15.4
										80°	12.7	13.0
										82.5°	10.7	10.7
										85°	8.0	7.1
										87.5°	4.4	4.7
										90°	0.0	0.0
										92.5°	0.0	0.0
										95°	0.0	0.0
										97.5°	0.0	0.0
										100°	0.0	0.0
										102.5°	0.0	0.0
										105°	0.0	0.0
										107.5°	0.0	0.0



REPORT NUMBER: P227191

CATALOG NUMBER: ISW-AF-350-LED-E1-

50-LED-E1-SLL-8030

tinued):

CANDELA DISTRIBUTION (continued):

225°	230°	235°	240°	245°	250°	255°	260°	265°		215°	220°	225°
580.8	580.8	580.8	580.8	580.8	580.8	580.8	580.8	580.8	110°	0.0	0.0	0.0
496.8	496.8	505.6	506.5	496.2	498.8	503.9	497.9	504.5	112.5°	0.0	0.0	0.0
416.9	413.3	413.6	411.3	415.4	410.7	415.7	413.9	412.4	115°	0.0	0.0	0.0
323.7	329.9	325.5	316.9	323.7	318.4	308.3	309.2	297.9	117.5°	0.0	0.0	0.0
243.2	238.8	236.4	232.3	221.3	223.4	212.1	213.9	217.8	120°	0.0	0.0	0.0
167.8	164.5	168.3	165.7	161.2	162.1	164.5	166.9	173.1	122.5°	0.0	0.0	0.0
117.8	116.3	115.4	117.2	122.2	124.9	128.7	135.8	139.4	125°	0.0	0.0	0.0
88.5	88.8	87.9	90.5	94.7	96.7	97.6	98.2	102.4	127.5°	0.0	0.0	0.0
73.1	74.3	74.0	74.9	73.7	72.5	73.4	71.6	70.1	130°	0.0	0.0	0.0
63.9	64.2	62.7	62.4	60.7	59.2	58.0	58.0	57.4	132.5°	0.0	0.0	0.0
54.1	54.4	53.0	53.0	52.7	53.6	53.0	51.8	51.5	135°	0.0	0.0	0.0
48.5	47.9	47.0	47.0	46.5	46.5	46.7	47.0	46.7	137.5°	0.0	0.0	0.0
43.5	42.9	42.6	42.9	42.6	42.9	43.2	42.9	43.2	140°	0.0	0.0	0.0
39.9	39.4	39.4	39.6	39.4	39.6	39.6	39.6	39.4	142.5°	0.0	0.0	0.0
37.0	36.4	36.4	36.4	36.1	35.5	34.9	34.0	33.1	145°	0.0	0.0	0.0
34.6	34.3	33.7	33.4	32.5	30.8	30.2	30.2	30.2	147.5°	0.0	0.0	0.0
32.5	32.0	31.7	30.5	29.3	28.7	28.7	28.7	28.7	150°	0.0	0.0	0.0
29.9	29.0	28.4	28.1	27.8	27.8	27.5	27.5	27.5	152.5°	0.0	0.0	0.0
26.6	26.3	26.3	26.6	26.6	26.6	26.6	26.3	26.6	155°	0.0	0.0	0.0
24.6	24.6	24.9	25.1	25.4	25.7	26.0	25.7	26.0	157.5°	0.0	0.0	0.0
23.7	23.7	23.7	24.3	24.6	24.9	25.4	25.4	25.4	160°	0.0	0.0	0.0
23.1	23.1	23.4	23.7	24.0	24.3	24.6	24.9	25.1	162.5°	0.0	0.0	0.0
22.8	23.1	22.8	23.1	23.4	24.0	24.3	24.3	24.6	165°	0.0	0.0	0.0
22.8	22.8	22.8	22.8	23.4	23.7	23.4	23.7	24.0	167.5°	0.0	0.0	0.0
22.8	22.8	22.5	22.8	23.1	23.4	23.1	23.1	23.7	170°	0.0	0.0	0.0
22.5	22.8	22.5	22.5	22.8	23.1	22.8	23.1	23.4	172.5°	0.0	0.0	0.0
21.9	22.2	21.9	22.2	22.2	22.5	22.5	22.5	22.8	175°	0.0	0.0	0.0
21.3	21.3	21.3	21.6	21.6	21.9	21.9	22.2	21.9	177.5°	0.0	0.0	0.0
20.7	20.7	20.7	21.0	21.0	21.3	21.6	21.3	21.3	180°	0.0	0.0	0.0
20.1	19.8	19.5	19.8	20.1	20.1	20.4	20.1	20.4				
19.2	18.9	18.6	18.6	18.9	18.9	19.2	18.9	18.9				
17.8	17.8	17.2	17.2	17.2	17.2	17.5	17.2	16.9				
16.0	16.0	15.4	15.4	15.4	15.4	15.1	15.1	15.1				
13.3	13.6	13.6	13.3	13.3	13.0	13.0	12.7	12.4				
10.1	10.7	10.9	10.9	10.9	10.9	10.9	10.4	9.8				
7.1	8.0	8.9	8.9	8.6	8.6	8.6	7.7	6.8				
4.4	5.3	5.6	6.2	5.3	5.0	5.0	4.4	4.1				
0.0	0.0	0.6	0.3	0.9	0.9	1.2	0.6	0.3				
0.0	0.0	0.0	0.0	0.0	0.0	0.0	0.0	0.0				
0.0	0.0	0.0	0.0	0.0	0.0	0.0	0.0	0.0				
0.0	0.0	0.0	0.0	0.0	0.0	0.0	0.0	0.0				
0.0	0.0	0.0	0.0	0.0	0.0	0.0	0.0	0.0				
0.0	0.0	0.0	0.0	0.0	0.0	0.0	0.0	0.0				
0.0	0.0	0.0	0.0	0.0	0.0	0.0	0.0	0.0				
0.0	0.0	0.0	0.0	0.0	0.0	0.0	0.0	0.0				
0.0	0.0	0.0	0.0	0.0	0.0	0.0	0.0	0.0				
0.0	0.0	0.0	0.0	0.0	0.0	0.0	0.0	0.0				



REPORT NUMBER: P227191

CATALOG NUMBER: ISW-AF-350-LED-E1-SLL-8030

SLL-8030

CANDELA DISTRIBUTION (continued):

230°	235°	240°	245°	250°	255°	260°	265°		270°	275°	280°	285°
0.0	0.0	0.0	0.0	0.0	0.0	0.0	0.0	0°	580.8	580.8	580.8	580.8
0.0	0.0	0.0	0.0	0.0	0.0	0.0	0.0	2.5°	498.8	509.8	511.3	512.7
0.0	0.0	0.0	0.0	0.0	0.0	0.0	0.0	5°	410.1	421.0	414.8	417.5
0.0	0.0	0.0	0.0	0.0	0.0	0.0	0.0	7.5°	299.4	292.3	301.5	307.1
0.0	0.0	0.0	0.0	0.0	0.0	0.0	0.0	10°	218.6	226.9	230.5	237.0
0.0	0.0	0.0	0.0	0.0	0.0	0.0	0.0	12.5°	181.4	186.7	193.2	203.6
0.0	0.0	0.0	0.0	0.0	0.0	0.0	0.0	15°	147.0	150.9	159.2	169.2
0.0	0.0	0.0	0.0	0.0	0.0	0.0	0.0	17.5°	107.1	112.7	118.1	126.3
0.0	0.0	0.0	0.0	0.0	0.0	0.0	0.0	20°	71.9	74.3	80.8	84.6
0.0	0.0	0.0	0.0	0.0	0.0	0.0	0.0	22.5°	57.7	58.6	59.8	63.0
0.0	0.0	0.0	0.0	0.0	0.0	0.0	0.0	25°	51.8	52.4	53.3	54.4
0.0	0.0	0.0	0.0	0.0	0.0	0.0	0.0	27.5°	47.0	47.3	48.2	48.8
0.0	0.0	0.0	0.0	0.0	0.0	0.0	0.0	30°	42.9	42.6	42.9	43.8
0.0	0.0	0.0	0.0	0.0	0.0	0.0	0.0	32.5°	38.5	38.5	39.1	39.1
0.0	0.0	0.0	0.0	0.0	0.0	0.0	0.0	35°	33.1	32.8	33.4	34.3
0.0	0.0	0.0	0.0	0.0	0.0	0.0	0.0	37.5°	30.5	30.8	31.4	32.0
0.0	0.0	0.0	0.0	0.0	0.0	0.0	0.0	40°	29.0	29.3	29.9	30.5
0.0	0.0	0.0	0.0	0.0	0.0	0.0	0.0	42.5°	27.5	28.1	28.7	29.6
0.0	0.0	0.0	0.0	0.0	0.0	0.0	0.0	45°	26.6	27.2	28.1	29.0
0.0	0.0	0.0	0.0	0.0	0.0	0.0	0.0	47.5°	26.3	26.9	27.8	29.0
0.0	0.0	0.0	0.0	0.0	0.0	0.0	0.0	50°	25.7	26.6	27.5	28.7
0.0	0.0	0.0	0.0	0.0	0.0	0.0	0.0	52.5°	25.7	26.3	27.2	28.7
0.0	0.0	0.0	0.0	0.0	0.0	0.0	0.0	55°	24.9	25.7	26.6	28.1
0.0	0.0	0.0	0.0	0.0	0.0	0.0	0.0	57.5°	24.3	24.9	26.0	27.8
0.0	0.0	0.0	0.0	0.0	0.0	0.0	0.0	59°	24.0	24.6	25.7	27.5
0.0	0.0	0.0	0.0	0.0	0.0	0.0	0.0	60°	23.4	24.3	25.4	27.2
0.0	0.0	0.0	0.0	0.0	0.0	0.0	0.0	62.5°	22.8	23.7	24.9	26.6
0.0	0.0	0.0	0.0	0.0	0.0	0.0	0.0	65°	21.9	23.1	24.3	25.4
0.0	0.0	0.0	0.0	0.0	0.0	0.0	0.0	67.5°	21.3	21.9	23.1	24.3
								70°	20.1	20.7	21.6	22.5
								72.5°	18.6	18.9	19.5	20.4
								75°	16.6	16.9	17.2	18.0
								77.5°	14.5	14.5	14.8	16.0
								80°	12.1	12.1	12.4	13.0
								82.5°	9.2	9.2	9.8	10.7
								85°	6.5	6.2	7.1	7.7
								87.5°	3.8	3.6	3.8	3.8
								90°	0.3	0.9	0.6	0.6
								92.5°	0.0	0.0	0.0	0.0
								95°	0.0	0.0	0.0	0.0
								97.5°	0.0	0.0	0.0	0.0
								100°	0.0	0.0	0.0	0.0
								102.5°	0.0	0.0	0.0	0.0
								105°	0.0	0.0	0.0	0.0
								107.5°	0.0	0.0	0.0	0.0



REPORT NUMBER: P227191

CATALOG NUMBER: ISW-AF-350-LED-E1-SLL-8030

CANDELA DISTRIBUTION (continued):

290°	295°	300°	305°	310°	315°	320°		270°	275°	280°	285°	290°
580.8	580.8	580.8	580.8	580.8	580.8	580.8	110°	0.0	0.0	0.0	0.0	0.0
518.7	515.7	518.1	527.2	530.5	534.6	548.5	112.5°	0.0	0.0	0.0	0.0	0.0
424.0	427.8	424.0	442.6	443.5	455.9	461.0	115°	0.0	0.0	0.0	0.0	0.0
311.5	316.6	324.9	337.3	340.8	358.6	373.7	117.5°	0.0	0.0	0.0	0.0	0.0
243.2	249.7	261.2	268.9	276.6	287.0	299.1	120°	0.0	0.0	0.0	0.0	0.0
216.0	222.8	232.8	242.6	253.6	261.5	271.6	122.5°	0.0	0.0	0.0	0.0	0.0
180.5	191.1	200.9	213.6	222.8	237.3	249.1	125°	0.0	0.0	0.0	0.0	0.0
137.9	152.7	162.4	177.8	191.7	204.4	220.4	127.5°	0.0	0.0	0.0	0.0	0.0
95.9	107.4	119.8	136.4	154.4	171.9	193.2	130°	0.0	0.0	0.0	0.0	0.0
66.0	72.2	81.7	98.8	117.5	142.6	165.7	132.5°	0.0	0.0	0.0	0.0	0.0
56.2	58.6	62.1	70.4	86.1	113.6	139.1	135°	0.0	0.0	0.0	0.0	0.0
50.0	51.8	54.1	58.3	66.6	85.5	113.6	137.5°	0.0	0.0	0.0	0.0	0.0
45.9	47.9	50.3	53.3	57.7	70.7	91.7	140°	0.0	0.0	0.0	0.0	0.0
40.2	41.7	43.8	47.0	50.3	60.7	81.1	142.5°	0.0	0.0	0.0	0.0	0.0
35.5	37.3	39.9	42.3	45.6	53.8	73.7	145°	0.0	0.0	0.0	0.0	0.0
33.1	34.9	37.3	39.4	41.7	48.5	68.3	147.5°	0.0	0.0	0.0	0.0	0.0
31.7	33.4	35.8	37.6	39.1	46.7	66.3	150°	0.0	0.0	0.0	0.0	0.0
30.8	32.8	34.9	36.1	39.1	47.6	61.2	152.5°	0.0	0.0	0.0	0.0	0.0
30.5	32.5	34.9	37.0	42.9	45.0	58.0	155°	0.0	0.0	0.0	0.0	0.0
30.8	32.5	35.5	41.4	41.7	42.6	54.4	157.5°	0.0	0.0	0.0	0.0	0.0
30.8	33.4	39.6	43.2	39.6	40.2	51.2	160°	0.0	0.0	0.0	0.0	0.0
31.1	34.6	41.1	40.2	38.5	37.6	47.6	162.5°	0.0	0.0	0.0	0.0	0.0
31.1	34.0	39.4	37.9	35.5	35.8	43.5	165°	0.0	0.0	0.0	0.0	0.0
30.2	34.0	37.9	34.3	32.5	34.0	39.9	167.5°	0.0	0.0	0.0	0.0	0.0
29.6	34.9	33.7	31.7	31.7	33.1	38.2	170°	0.0	0.0	0.0	0.0	0.0
29.3	35.8	32.0	30.8	30.8	32.8	37.3	172.5°	0.0	0.0	0.0	0.0	0.0
28.4	33.4	29.3	28.7	29.6	31.1	36.1	175°	0.0	0.0	0.0	0.0	0.0
26.6	27.8	26.9	26.9	28.1	29.9	35.5	177.5°	0.0	0.0	0.0	0.0	0.0
24.6	25.1	25.1	25.4	26.6	28.1	36.1	180°	0.0	0.0	0.0	0.0	0.0
22.8	22.8	23.4	23.7	24.6	26.6	34.6						
20.7	21.0	21.0	21.6	22.2	24.3	33.4						
18.3	18.3	18.9	18.9	19.8	21.9	29.9						
16.0	16.0	16.0	16.3	16.9	18.9	24.6						
13.3	13.3	13.3	13.6	13.9	15.7	18.6						
10.7	10.4	10.1	10.1	10.7	12.1	14.5						
7.4	7.4	7.1	7.1	7.1	8.0	9.8						
4.1	3.6	3.8	4.1	3.8	4.4	5.3						
0.3	0.6	0.9	1.2	1.2	1.2	1.8						
0.0	0.0	0.0	0.0	0.0	0.0	0.0						
0.0	0.0	0.0	0.0	0.0	0.0	0.0						
0.0	0.0	0.0	0.0	0.0	0.0	0.0						
0.0	0.0	0.0	0.0	0.0	0.0	0.0						
0.0	0.0	0.0	0.0	0.0	0.0	0.0						
0.0	0.0	0.0	0.0	0.0	0.0	0.0						
0.0	0.0	0.0	0.0	0.0	0.0	0.0						
0.0	0.0	0.0	0.0	0.0	0.0	0.0						



REPORT NUMBER: P227191

CATALOG NUMBER: ISW-AF-350-LED-E1-SLL-8030

CANDELA DISTRIBUTION (continued):

295°	300°	305°	310°	315°	320°		325°	330°	335°	340°	345°	350°
0.0	0.0	0.0	0.0	0.0	0.0	0°	580.8	580.8	580.8	580.8	580.8	580.8
0.0	0.0	0.0	0.0	0.0	0.0	2.5°	546.8	554.5	566.6	569.0	578.7	585.5
0.0	0.0	0.0	0.0	0.0	0.0	5°	463.3	481.7	488.2	500.9	523.1	534.3
0.0	0.0	0.0	0.0	0.0	0.0	7.5°	382.3	396.2	411.8	432.3	448.5	467.8
0.0	0.0	0.0	0.0	0.0	0.0	10°	314.5	334.3	354.7	371.3	394.1	417.2
0.0	0.0	0.0	0.0	0.0	0.0	12.5°	279.3	290.2	310.4	333.7	362.1	387.9
0.0	0.0	0.0	0.0	0.0	0.0	15°	261.0	274.0	295.6	320.4	350.6	382.6
0.0	0.0	0.0	0.0	0.0	0.0	17.5°	238.2	258.9	283.4	318.9	358.0	402.4
0.0	0.0	0.0	0.0	0.0	0.0	20°	215.7	240.8	273.1	319.8	374.0	431.7
0.0	0.0	0.0	0.0	0.0	0.0	22.5°	195.9	225.7	266.6	325.2	394.4	471.3
0.0	0.0	0.0	0.0	0.0	0.0	25°	172.5	212.4	261.5	336.1	425.8	524.6
0.0	0.0	0.0	0.0	0.0	0.0	27.5°	153.9	199.7	254.1	345.6	454.5	575.8
0.0	0.0	0.0	0.0	0.0	0.0	30°	133.1	184.9	243.8	348.8	489.4	617.8
0.0	0.0	0.0	0.0	0.0	0.0	32.5°	116.6	171.0	232.0	345.9	505.0	647.1
0.0	0.0	0.0	0.0	0.0	0.0	35°	108.6	161.0	221.9	335.5	518.1	678.7
0.0	0.0	0.0	0.0	0.0	0.0	37.5°	103.3	150.0	212.1	318.4	532.9	710.1
0.0	0.0	0.0	0.0	0.0	0.0	40°	96.5	141.4	204.1	305.9	544.4	736.1
0.0	0.0	0.0	0.0	0.0	0.0	42.5°	90.2	133.7	197.9	295.0	547.4	759.5
0.0	0.0	0.0	0.0	0.0	0.0	45°	84.9	129.0	193.2	295.6	549.4	792.0
0.0	0.0	0.0	0.0	0.0	0.0	47.5°	80.8	124.6	191.4	305.6	571.3	837.3
0.0	0.0	0.0	0.0	0.0	0.0	50°	76.9	120.7	188.5	325.2	606.5	898.5
0.0	0.0	0.0	0.0	0.0	0.0	52.5°	72.5	115.4	184.6	345.3	645.0	980.5
0.0	0.0	0.0	0.0	0.0	0.0	55°	66.6	108.3	180.5	362.1	697.4	1080.2
0.0	0.0	0.0	0.0	0.0	0.0	57.5°	57.4	100.0	177.8	370.7	729.6	1137.6
0.0	0.0	0.0	0.0	0.0	0.0	59°	52.7	92.0	176.3	366.6	738.2	1147.4
0.0	0.0	0.0	0.0	0.0	0.0	60°	50.0	87.3	174.0	361.5	740.6	1141.2
0.0	0.0	0.0	0.0	0.0	0.0	62.5°	46.5	76.0	164.2	336.4	707.4	1066.0
0.0	0.0	0.0	0.0	0.0	0.0	65°	47.3	71.9	142.0	286.4	631.4	919.3
0.0	0.0	0.0	0.0	0.0	0.0	67.5°	48.5	70.1	122.8	231.4	503.3	760.7
						70°	47.6	69.2	111.5	184.0	376.9	569.5
						72.5°	46.5	65.4	96.7	147.9	239.1	398.8
						75°	41.1	55.0	76.0	101.5	150.9	290.5
						77.5°	32.2	42.3	53.8	63.0	76.6	205.0
						80°	23.7	30.8	35.2	37.9	42.6	139.9
						82.5°	16.9	20.7	22.5	24.0	28.4	104.7
						85°	12.7	14.5	15.7	15.7	19.2	74.0
						87.5°	7.1	7.4	7.4	8.0	9.5	20.1
						90°	2.1	2.1	1.8	2.1	1.5	1.2
						92.5°	0.0	0.0	0.0	0.0	0.0	0.0
						95°	0.0	0.0	0.0	0.0	0.0	0.0
						97.5°	0.0	0.0	0.0	0.0	0.0	0.0
						100°	0.0	0.0	0.0	0.0	0.0	0.0
						102.5°	0.0	0.0	0.0	0.0	0.0	0.0
						105°	0.0	0.0	0.0	0.0	0.0	0.0
						107.5°	0.0	0.0	0.0	0.0	0.0	0.0



REPORT NUMBER: P227191

CATALOG NUMBER: ISW-AF-350-LED-E1-SLL-8030

CANDELA DISTRIBUTION (continued):

355°	359°	360°		325°	330°	335°	340°	345°	350°	355°
580.8	580.8	580.8	110°	0.0	0.0	0.0	0.0	0.0	0.0	0.0
593.2	597.6	601.2	112.5°	0.0	0.0	0.0	0.0	0.0	0.0	0.0
551.5	562.4	564.5	115°	0.0	0.0	0.0	0.0	0.0	0.0	0.0
489.1	506.8	513.0	117.5°	0.0	0.0	0.0	0.0	0.0	0.0	0.0
443.2	462.4	468.9	120°	0.0	0.0	0.0	0.0	0.0	0.0	0.0
418.1	440.5	447.6	122.5°	0.0	0.0	0.0	0.0	0.0	0.0	0.0
418.7	445.6	455.9	125°	0.0	0.0	0.0	0.0	0.0	0.0	0.0
445.9	476.6	489.4	127.5°	0.0	0.0	0.0	0.0	0.0	0.0	0.0
492.6	537.3	546.8	130°	0.0	0.0	0.0	0.0	0.0	0.0	0.0
555.9	599.7	613.9	132.5°	0.0	0.0	0.0	0.0	0.0	0.0	0.0
615.4	673.4	684.3	135°	0.0	0.0	0.0	0.0	0.0	0.0	0.0
674.0	731.4	741.1	137.5°	0.0	0.0	0.0	0.0	0.0	0.0	0.0
719.3	779.3	787.6	140°	0.0	0.0	0.0	0.0	0.0	0.0	0.0
762.7	830.5	839.7	142.5°	0.0	0.0	0.0	0.0	0.0	0.0	0.0
811.3	886.1	896.8	145°	0.0	0.0	0.0	0.0	0.0	0.0	0.0
855.1	940.9	947.7	147.5°	0.0	0.0	0.0	0.0	0.0	0.0	0.0
903.6	985.5	987.3	150°	0.0	0.0	0.0	0.0	0.0	0.0	0.0
943.2	1018.7	1019.3	152.5°	0.0	0.0	0.0	0.0	0.0	0.0	0.0
981.7	1049.7	1050.0	155°	0.0	0.0	0.0	0.0	0.0	0.0	0.0
1021.9	1083.8	1079.3	157.5°	0.0	0.0	0.0	0.0	0.0	0.0	0.0
1085.5	1124.0	1128.4	160°	0.0	0.0	0.0	0.0	0.0	0.0	0.0
1182.3	1216.6	1221.6	162.5°	0.0	0.0	0.0	0.0	0.0	0.0	0.0
1294.7	1342.3	1335.5	165°	0.0	0.0	0.0	0.0	0.0	0.0	0.0
1342.3	1396.8	1402.4	167.5°	0.0	0.0	0.0	0.0	0.0	0.0	0.0
1334.4	1408.6	1418.1	170°	0.0	0.0	0.0	0.0	0.0	0.0	0.0
1321.6	1405.1	1416.6	172.5°	0.0	0.0	0.0	0.0	0.0	0.0	0.0
1249.4	1368.1	1386.1	175°	0.0	0.0	0.0	0.0	0.0	0.0	0.0
1128.1	1291.5	1316.9	177.5°	0.0	0.0	0.0	0.0	0.0	0.0	0.0
972.2	1177.0	1197.4	180°	0.0	0.0	0.0	0.0	0.0	0.0	0.0
758.6	956.5	974.0								
504.2	656.8	687.0								
320.4	423.7	418.1								
236.4	275.5	275.7								
171.6	189.1	187.0								
132.8	115.4	115.1								
46.5	40.8	39.9								
20.1	16.9	17.2								
0.9	0.9	1.2								
0.0	0.0	0.0								
0.0	0.0	0.0								
0.0	0.0	0.0								
0.0	0.0	0.0								
0.0	0.0	0.0								
0.0	0.0	0.0								
0.0	0.0	0.0								
0.0	0.0	0.0								
0.0	0.0	0.0								

